

# EBSCO DynaMed MobileApp step-by-step guide.

The EBSCO DynaMed Mobile App offers clinicians quick, evidence-based answers at the point of care.

With daily updates, offline access, and a user-friendly interface, it ensures reliable medical information is always within reach.

This guide walks you through downloading, setting up, and using key features to enhance your clinical decision-making on the go.

1

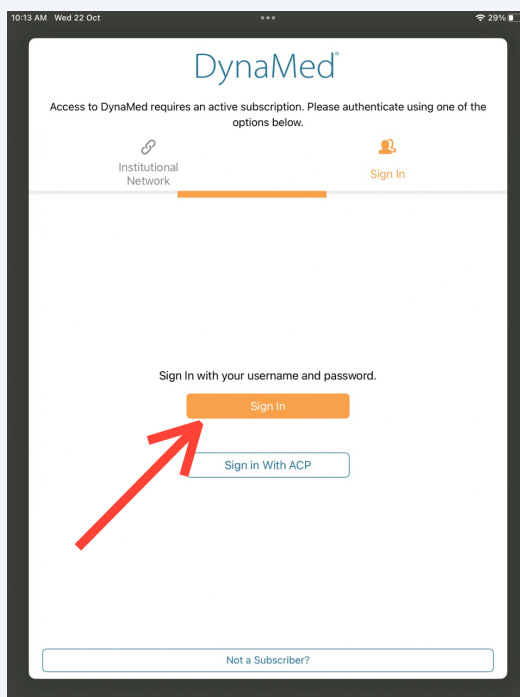
**Download the DynaMed Mobile App** on your iOS or Android device using the links below:

- **For iOS (App Store):** Download DynaMed for iOS <https://apps.apple.com/us/app/dynamed/id986105980>
- **For Android (Google Play):** Download DynaMed for Android <https://play.google.com/store/apps/details?id=com.ebsco.dmp&hl=en&pcampaignid=pcampaignidMKT-Other-global-all-co-prtnr-py-PartBadge-Mar2515-1>

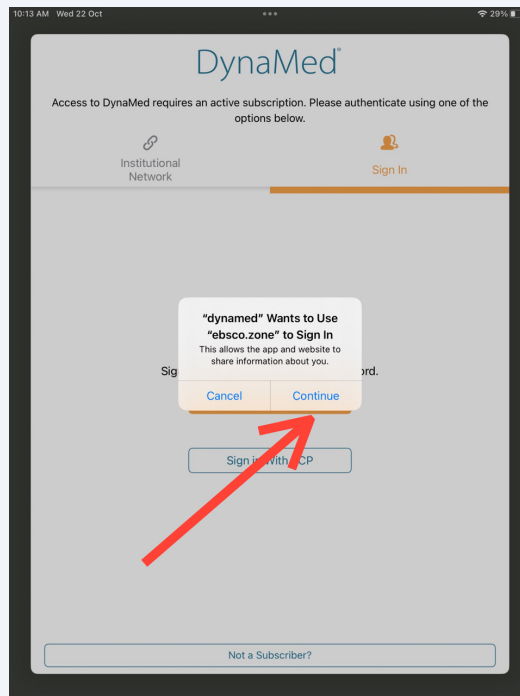
2

**To get started**, download and install the DynaMed Mobile App from the **Google Play Store** (for Android devices) or the **Apple App Store** (for iOS devices).

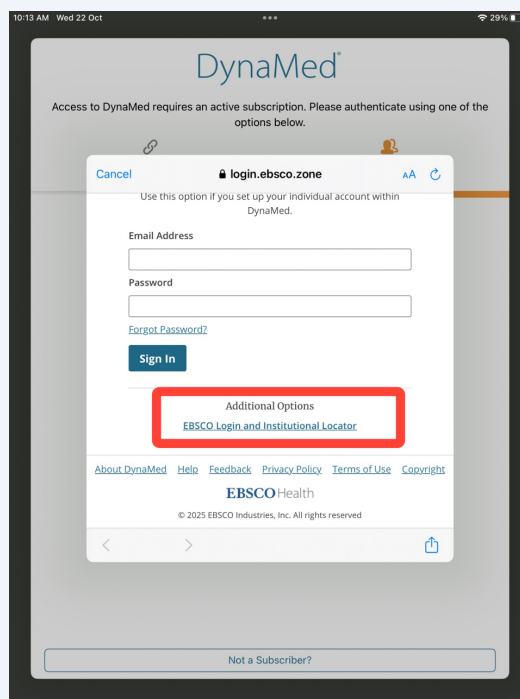
Once installed, **open the app and tap "Sign In"** to begin setup.



### 3 Click Continue

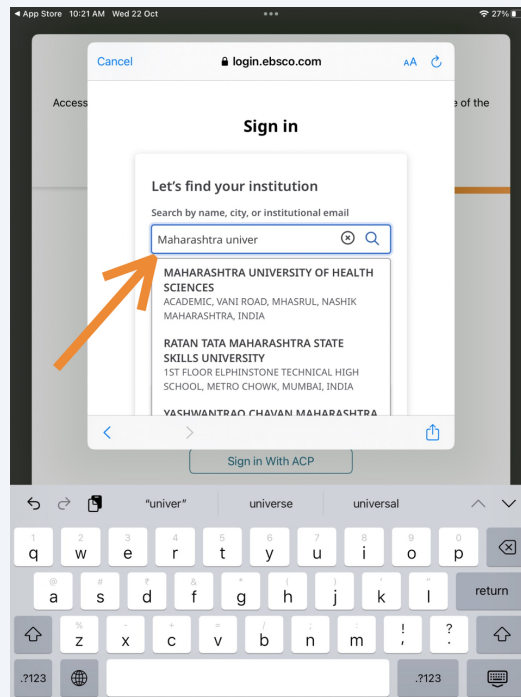


### 4 Click "EBSCO Login and Institutional Locator"



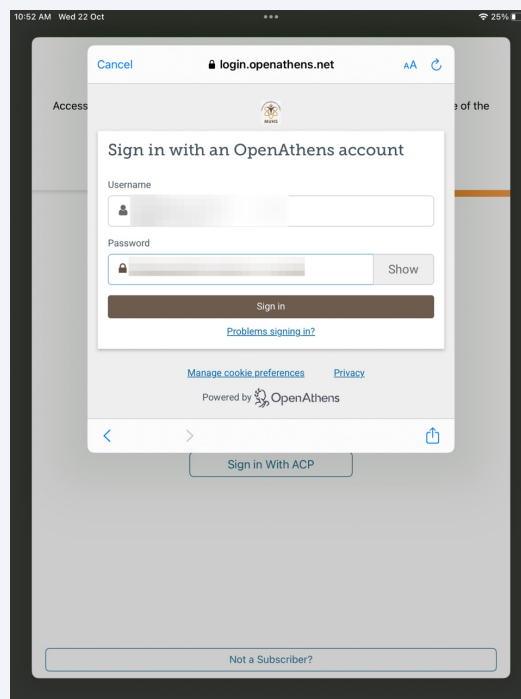
**5 Search for your institution** under the section titled *“Let’s find your institution.”*

> **Note:** Be sure to enter the **name of your institution**, not the name of your university.



6 You'll be redirected to the **OpenAthens remote authentication login page**.

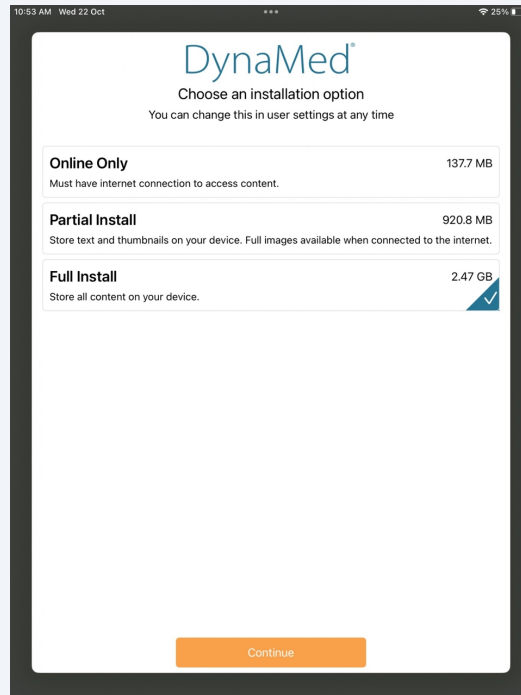
> **Use your institutional login credentials to verify and access your account.**




7 Choose an installation option from the three options available.

**\*Preferred is "Partial" OR "Full" install.**

**User device needs sufficient space to have the option selected to install the app.**

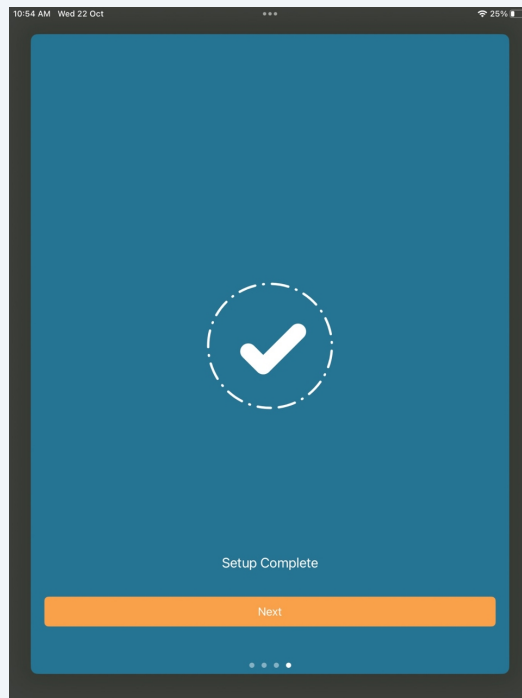


8 Installation in progress.



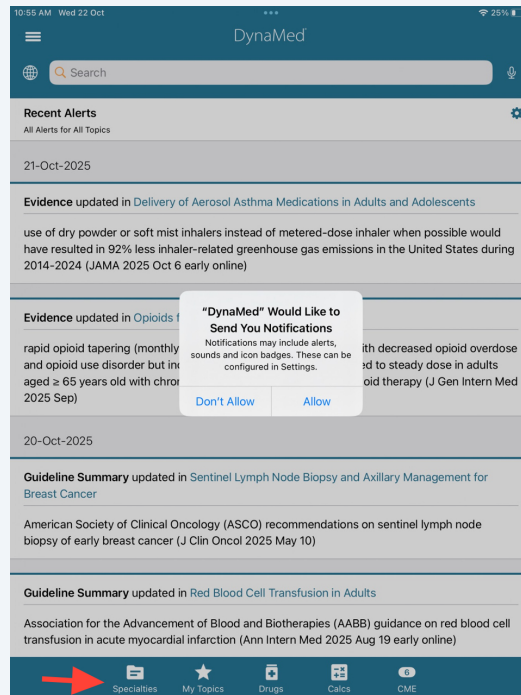
9

Successfully installed



10 At the bottom of the screen, you'll find several key navigation options:

- **Specialties** – Browse content by medical specialty
- **My Topics** – Access your saved or followed topics
- **Drugs** – View detailed drug information
- **Calcs** – Use medical calculators for clinical decisions
- **CME** – Track and earn Continuing Medical Education credits



11

**Congratulations!**

You've successfully **downloaded, installed, and authenticated** the DynaMed Mobile App. You're now ready to access reliable, evidence-based clinical information anytime, anywhere.

